



CONTENTS

02 – 13
Company Profile

14 – 33
Standard Storage

34 – 47
Mobile Compactor System

48 – 51
Fire Resistant Cabinet



INTRODUCTION

Since inception, Wintech has been committed to manufacturing ergonomically designed contemporary steel office furniture. We have been widely recognized for our products of unparalleled quality and precision.

ABOUT US

Great environment nurtures great talents. For this, every product of Wintech emphasizes on the improvement of workplace environment and space optimization. On top of that, our state-of-the-art technology, as well as continuous research and development efforts, fuels our constant success as the manufacturer of metal-fabricated furnishings.



Mission Statement

We at WİNTECH®, strives to be a conscientious reliable fabricator achieving the highest standard and excellence in metal fabrication needs, rapid in work nature and timely delivery by understanding and responding to ideas and desires from its clients for competitive products, reduce cost and committing its total resources to the realization and satisfaction without any compromise of quality together with our client supports, confidence and commitment.

Quality Policy

We aim continuously to establish ourselves as a manufacturer recognized for the ability to produce products that are manufactured according to the highest quality standards and precision, with investment in sophisticated machinery to ensure continuously improvement in our ability to meet today's stringent requirement and complying to our client quality requirements.

Mission Statement

After a decade of thriving in the industry, WİNTECH is now synonymous for high quality steel office furniture. The key to our success lies in our commitment to consistently invest in clever product designs and development projects, all of which are used to upgrade our sophisticated computerized machineries and nurture human talent.

Besides manufacturing standard office furniture, WİNTECH also specializes in customizing metal-fabricated furnishings. Today, WİNTECH is not only producing beautiful, high quality furniture but is also doing so at competitive prices.

OUR FACILITIES

With our full-fledged machineries and technology, we have the capacity to provide all-in-one services encompassing design, development, fabrication, assembly as well as surface finishing of parts and components.





OUR SERVICES

| **Surface Treatment**
Powder Coating

OUR SERVICES

| **Quality Control and
Sophisticated Packing System**

CERTIFICATIONS & AWARDS

ISO Certificate

ISO 9001 : 2008



Test Certificate

Mobile Compactor Mechanical
(BS - 4875 -7 : 2006)
(BS - 4875 -8 : 1998)



Mobile Pedestal Cabinet
ANSI / BIFMA X 5.9-2012



Industrial Design Certificate for Mobile Compactor

Certificate of Registration of An Industrial Design



Other Awards

Winner of Product Excellence Award
Malaysian Furniture Leadership Awards (MFLA) 2010




Winner of Rising Star Award
Malaysian Furniture Leadership Awards (MFLA) 2010



STANDARD STORAGE


Seamless Fusion of Functionality and Design

Wintech's vertical and lateral filing cabinets are highly suitable for personal and business uses. Sleek in design, our filing cabinets are definitely a smart choice for savvy and streamlined businesses.






COLORS



COLORS



ST001 STOCK

DESC : VERTICAL FILING CABINET 2 DRAWERS
 DIMENSION : 475(W) X 600(D) X 720(H)
 PACKING DIM : 100 X 630 X 750
 WEIGHT / VOL : 23 KG / 0.05 M³



ST002 STOCK

DESC : VERTICAL FILING CABINET 3 DRAWERS
 DIMENSION : 475(W) X 600(D) X 1020(H)
 PACKING DIM : 100 X 630 X 1050
 WEIGHT / VOL : 32 KG / 0.07 M³



ST005

DESC : VERTICAL FILING CABINET 2 DRAWERS
 (ALUMINIUM HANDLE)
 DIMENSION : 475(W) X 600(D) X 720(H)
 PACKING DIM : 100 X 630 X 750
 WEIGHT / VOL : 23 KG / 0.05 M³



ST006

DESC : VERTICAL FILING CABINET 3 DRAWERS
 (ALUMINIUM HANDLE)
 DIMENSION : 475(W) X 600(D) X 1020(H)
 PACKING DIM : 100 X 630 X 1050
 WEIGHT / VOL : 32 KG / 0.07 M³



ST003 STOCK

DESC : VERTICAL FILING CABINET 4 DRAWERS
 DIMENSION : 475(W) X 600(D) X 1320(H)
 PACKING DIM : 100 X 630 X 1350
 WEIGHT / VOL : 42 KG / 0.09 M³



ST007

DESC : VERTICAL FILING CABINET 4 DRAWERS
 (ALUMINIUM HANDLE)
 DIMENSION : 475(W) X 600(D) X 1320(H)
 PACKING DIM : 100 X 630 X 1350
 WEIGHT / VOL : 42 KG / 0.09 M³



FEATURES



Anti-Tilt Mechanism




Full Extension Ball Bearing Slide

FEATURES



Anti-Tilt Mechanism



Full Extension Ball Bearing Slide



ST008 STOCK
 DESC : LATERAL FILING CABINET 2 DRAWERS
 DIMENSION : 915(W) X 460(D) X 720(H)
 PACKING DIM : 150 X 530 X 940
 WEIGHT / VOL : 32 KG / 0.07 M³



ST009 STOCK
 DESC : LATERAL FILING CABINET 3 DRAWERS
 DIMENSION : 915(W) X 460(D) X 1020(H)
 PACKING DIM : 150 X 510 X 1040
 WEIGHT / VOL : 43 KG / 0.08 M³



ST011 STOCK
 DESC : HALF HEIGHT SWING DOOR CUPBOARD
 DIMENSION : 916(W) X 460(D) X 915(H)
 PACKING DIM : 170 X 520 X 950
 WEIGHT / VOL : 25 KG / 0.09 M³



ST010 STOCK
 DESC : LATERAL FILING CABINET 4 DRAWERS
 DIMENSION : 915(W) X 460(D) X 1320(H)
 PACKING DIM : 180 X 490 X 1340
 WEIGHT / VOL : 54 KG / 0.13 M³




ST012 STOCK
 DESC : FULL HEIGHT SWING DOOR CUPBOARD
 DIMENSION : 916(W) X 460(D) X 1830(H)
 PACKING DIM : 170 X 540 X 1880
 WEIGHT / VOL : 46 KG / 0.17 M³



COLORS



COLORS



FEATURES



Anti-Tilt Mechanism




Full Extension Ball Bearing Slide



COLORS



COLORS



ST013 STOCK

DESC : HALF HEIGHT SLIDING DOOR CUPBOARD
 DIMENSION : 916(W) X 460(D) X 915(H)
 PACKING DIM : 170 X 520 X 950
 WEIGHT / VOL : 29 KG / 0.09 M³



ST015 STOCK

DESC : HALF HEIGHT GLASS SLIDING DOOR CUPBOARD
 DIMENSION : 916(W) X 460(D) X 915(H)
 PACKING DIM : 170 X 520 X 950
 WEIGHT / VOL : 31 KG / 0.09 M³



ST014 STOCK

DESC : FULL HEIGHT SLIDING DOOR CUPBOARD
 DIMENSION : 916(W) X 460(D) X 1830(H)
 PACKING DIM : 170 X 520 X 1860
 WEIGHT / VOL : 51 KG / 0.17 M³



ST016 STOCK

DESC : FULL HEIGHT GLASS SLIDING DOOR CUPBOARD
 DIMENSION : 916(W) X 460(D) X 1830(H)
 PACKING DIM : 170 X 520 X 1860
 WEIGHT / VOL : 57 KG / 0.17 M³



ST017 STOCK

DESC : HALF HEIGHT OPEN SHELF CUPBOARD
 DIMENSION : 916(W) X 460(D) X 915(H)
 PACKING DIM : 140 X 520 X 950
 WEIGHT / VOL : 20 KG / 0.07 M³




ST019 STOCK

DESC : HALF HEIGHT ABS TAMBOUR DOOR CUPBOARD
 DIMENSION : 916(W) X 460(D) X 915(H)
 PACKING DIM : 140 X 640 X 950
 WEIGHT / VOL : 32 KG / 0.09 M³

COLORS



COLORS



ST018 STOCK

DESC : FULL HEIGHT OPEN SHELF CUPBOARD
 DIMENSION : 916(W) X 460(D) X 1830(H)
 PACKING DIM : 140 X 520 X 1860
 WEIGHT / VOL : 35 KG / 0.14 M³



ST020 STOCK

DESC : FULL HEIGHT ABS TAMBOUR DOOR CUPBOARD
 DIMENSION : 916(W) X 460(D) X 1830(H)
 PACKING DIM : 140 X 640 X 1960
 WEIGHT / VOL : 59 KG / 0.18 M³



ST023 STOCK

DESC : PLANTER BOX
 DIMENSION : 915(W) X 460(D) X 120(H)
 PACKING DIM : 935 X 480 X 140
 WEIGHT / VOL : 9 KG / 0.06 M³

COLORS



ST024 STOCK

DESC : PLANTER BOX FOR VFC
 DIMENSION : 475(W) X 600(D) X 120(H)
 PACKING DIM : 495 X 640 X 140
 WEIGHT / VOL : 7 KG / 0.05 M³



PM006L STOCK **PM006R** STOCK

DESC : CADDY WITH OPEN SHELF
 DIMENSION : 900(W) X 500(D) X 600(H)
 PACKING DIM : 920 X 520 X 620
 WEIGHT / VOL : 37 KG / 0.30 M³



PM007L STOCK **PM007R** STOCK

DESC : CADDY WITH ABS TAMBOUR DOOR
 DIMENSION : 900(W) X 500(D) X 600(H)
 PACKING DIM : 920 X 520 X 620
 WEIGHT / VOL : 38 KG / 0.30 M³

COLORS



FEATURES



Castor



Full Extension Ball Bearing Slide



COLORS



PM008 STOCK **BIFMA**

DESC : MOBILE PEDESTAL CABINET - BF
 DIMENSION : 400(W) X 500(D) X 485(H)
 PACKING DIM : 440 X 540 X 525
 WEIGHT / VOL : 16 KG / 0.12 M³



PM009 STOCK **BIFMA**

DESC : MOBILE PEDESTAL CABINET - BBF
 DIMENSION : 400(W) X 500(D) X 600(H)
 PACKING DIM : 440 X 540 X 640
 WEIGHT / VOL : 19 KG / 0.15 M³

FEATURES



Castor

Full Extension Ball Bearing Slide

Anti-Tilt Mechanism

Pencil Tray

MOBILE PEDESTAL CABINET TEST REPORT



Compliance Check Protocol No.: 1613025471 FVN 151607

Client: WINTECH METAL PROCESSING SDN BHD
Address: 180, JALAN 5, KOMPLEKS PERABOT OLAK LEMPIT, BANTING 42700, SELANGOR
Article: METAL CABINET STORAGE

Mechanical tests: Following ANSI/BIFMA X5.9-2012

General information:

Art. No.: J.
 Project No.: J.
 Delivered on: 10 November 2015
 Supplier: J.
Dimensions (mm):
 Height: 796
 Width: 395
 Depth: 488 / 902
 (Closed / Opened)
 Weight: 17.4 kg



Overall result: Considering remarks, the sample **complied** with the requirements of the test order (See following page/s for details).

Sample has been delivered: assembled with Assembly instruction
 in neutral packaging with Instruction for use

Ho Chi Minh City, 08 January 2015
 TÜV Rheinland Vietnam Co., Ltd.

Checked by:



Reviewed by:

Ngô Vũ Nguyễn
 Technical Manager – Hardlines

Thomas Schultz
 Laboratory Manager – Hardlines


This compliance check protocol consists of 6 pages. Except when otherwise approved / licensed by TÜV Rheinland Vietnam this compliance check protocol may only be published and used in unabridged original phrasing and form. This compliance check contains the result of one single examination of the individual test sample and does not represent any universally valid evaluation of the qualities of all products from serial production.

THS/NN/PTH/NTKH
TÜV Rheinland Vietnam - Hardlines Laboratory
 Quang Trung Software City
 Ground Floor, Block No.10, Street No.4
 Tan Chinh Hiep Ward, District 12
 Ho Chi Minh City, Vietnam

Page 1 of 6

This document has been electronically generated and is therefore without signature. Original stored in TÜV Rheinland Vietnam Co., Ltd.

Tel: +84 8 3715 4025
 Fax: +84 8 3715 4028
 Internet: www.tuv.com
 Email: hardlines@vn.tuv.com



TÜVRheinland®
Precisely Right.

Compliance Check Protocol No.: 1613025471 FVN 151607

Standard	P	F	Note
Clause 16	Interlock Strength Test	<input checked="" type="checkbox"/>	<input type="checkbox"/> Remark 3
Clause 17	Door Tests	<input type="checkbox"/>	<input type="checkbox"/> N/A (No door)
Clause 18	Clothes Rail Static Loading Test	<input type="checkbox"/>	<input type="checkbox"/> N/A (No Clothes rail)
Clause 19	Swivel Cycle Test for Television/Video Display Terminal Surfaces	<input type="checkbox"/>	<input type="checkbox"/> N/A (No Television/Video Display Terminal Surfaces)
Clause 20	Pull Force Test	<input checked="" type="checkbox"/>	<input type="checkbox"/> -
Overall result		<input checked="" type="checkbox"/>	<input type="checkbox"/>

Abbreviations: P = passed, F = failed, N/A = not applicable, N/P = not performed, N/R = not requested

Objection:
None

Remarks:

- After Movement Durability Test for Mobile Storage Units, the plastic castors were found slightly worn (See picture 1). No loss of service ability has been found on the castors.
- After Extendible Element Retention Impact and Durability (Out Stop) test and Cycle test for Extendible Elements Deeper than Wide that Do Not Swivel, the supporting castor of bottom drawer was found slightly worn (See picture 2). No loss of service ability has been found on the supporting castor.
- During Force Test for Extendible Element Locks and Interlock Strength Test, when drawers were locked and applied required force, the drawers at left side (without locking mechanism) were out of position around 20 mm, while at right side (with locking mechanism) the drawers still remain in the locked position. After the test, no loss of service ability has been found on the locking mechanism and interlock system, this has been considered accepted.
- After Locking Mechanism Cycle Test, the key was found slightly stuck when inserted into the lock and locking mechanism was slightly stuck when operating. Main function of the locking mechanism was still maintained and no loss of service ability has been found.
- The sample has been delivered built-on.

This document has been electronically generated and is therefore without signature.
Original stored in TÜV Rheinland Vietnam Co., Ltd.

Page 4 of 6



Premium tambour door cupboard range is an adaptable and functional storage option for a variety of application. With receding doors that leave office walkways unobstructed, this is a clever, stylish and economical storage solution.

The tambour door cupboard comes with standard white ABS slats that are practical, economical, smooth sliding and lockable.

900 WIDE

PM010

DESC : PREMIUM ABS TAMBOUR DOOR CUPBOARD - 630
 DIMENSION : 900(W) X 480(D) X 630(H)
 NO OF SHELF : 1
 PACKING DIM : 175 X 570 X 1100
 WEIGHT / VOL : 25 KG / 0.11 M³

PM011

DESC : PREMIUM ABS TAMBOUR DOOR CUPBOARD - 700
 DIMENSION : 900(W) X 480(D) X 700(H)
 NO OF SHELF : 1
 PACKING DIM : 175 X 570 X 1100
 WEIGHT / VOL : 27 KG / 0.11 M³

PM012

DESC : PREMIUM ABS TAMBOUR DOOR CUPBOARD - 900
 DIMENSION : 900(W) X 480(D) X 900(H)
 NO OF SHELF : 1
 PACKING DIM : 175 X 570 X 1100
 WEIGHT / VOL : 30 KG / 0.11 M³

PM013

DESC : PREMIUM ABS TAMBOUR DOOR CUPBOARD - 1000
 DIMENSION : 900(W) X 480(D) X 1000(H)
 NO OF SHELF : 2
 PACKING DIM : 175 X 570 X 1200
 WEIGHT / VOL : 33 KG / 0.12 M³

PM014

DESC : PREMIUM ABS TAMBOUR DOOR CUPBOARD - 1200
 DIMENSION : 900(W) X 480(D) X 1200(H)
 NO OF SHELF : 2
 PACKING DIM : 175 X 570 X 1400
 WEIGHT / VOL : 40 KG / 0.14 M³

PM015

DESC : PREMIUM ABS TAMBOUR DOOR CUPBOARD - 1300
 DIMENSION : 900(W) X 480(D) X 1300(H)
 NO OF SHELF : 2
 PACKING DIM : 175 X 570 X 1500
 WEIGHT / VOL : 42 KG / 0.15 M³

PM016

DESC : PREMIUM ABS TAMBOUR DOOR CUPBOARD - 2000
 DIMENSION : 900(W) X 480(D) X 2000(H)
 NO OF SHELF : 4
 PACKING DIM :
 I. BOX 1 : 170 X 500 X 2020
 II. BOX 2 : 230 X 500 X 920
 WEIGHT / VOL : 74 KG / 0.28 M³

Premium tambour door cupboard is also available in a premium model with Aluminium slats that are not only more rigid and secure than the standard slats, but can be color matched exactly to the body of the unit.



COLORS



White

ABS SLATS



White



Grey



COLORS



ABS SLATS



1200 WIDE

PM017

DESC : PREMIUM ABS TAMBOUR DOOR CUPBOARD - 630
 DIMENSION : 1200(W) X 480(D) X 630(H)
 NO OF SHELF : 1
 PACKING DIM :
 I. BOX 1 : 95 X 500 X 1220
 II. BOX 2 : 70 X 500 X 650
 III. BOX 3 : 95 X 620 X 650
 WEIGHT / VOL : 30 KG / 0.12 M³

PM019

DESC : PREMIUM ABS TAMBOUR DOOR CUPBOARD - 900
 DIMENSION : 1200(W) X 480(D) X 900(H)
 NO OF SHELF : 1
 PACKING DIM :
 I. BOX 1 : 95 X 500 X 1220
 II. BOX 2 : 70 X 500 X 920
 III. BOX 3 : 95 X 620 X 920
 WEIGHT / VOL : 35 KG / 0.14 M³

PM021

DESC : PREMIUM ABS TAMBOUR DOOR CUPBOARD - 1200
 DIMENSION : 1200(W) X 480(D) X 1200(H)
 NO OF SHELF : 2
 PACKING DIM :
 I. BOX 1 : 95 X 500 X 1220
 II. BOX 2 : 70 X 500 X 1220
 III. BOX 3 : 100 X 620 X 1220
 WEIGHT / VOL : 45 KG / 0.18 M³

PM023

DESC : PREMIUM ABS TAMBOUR DOOR CUPBOARD - 2000
 DIMENSION : 1200(W) X 480(D) X 2000(H)
 NO OF SHELF : 4
 PACKING DIM :
 I. BOX 1 : 95 X 500 X 1220
 II. BOX 2 : 70 X 500 X 2020
 III. BOX 3 : 130 X 620 X 2020
 WEIGHT / VOL : 65 KG / 0.29 M³

PM018

DESC : PREMIUM ABS TAMBOUR DOOR CUPBOARD - 700
 DIMENSION : 1200(W) X 480(D) X 700(H)
 NO OF SHELF : 1
 PACKING DIM :
 I. BOX 1 : 95 X 500 X 1220
 II. BOX 2 : 70 X 500 X 720
 III. BOX 3 : 95 X 620 X 720
 WEIGHT / VOL : 32 KG / 0.13 M³

PM020

DESC : PREMIUM ABS TAMBOUR DOOR CUPBOARD - 1000
 DIMENSION : 1200(W) X 480(D) X 1000(H)
 NO OF SHELF : 2
 PACKING DIM :
 I. BOX 1 : 95 X 500 X 1220
 II. BOX 2 : 70 X 500 X 1020
 III. BOX 3 : 100 X 620 X 1020
 WEIGHT / VOL : 38 KG / 0.16 M³

PM022

DESC : PREMIUM ABS TAMBOUR DOOR CUPBOARD - 1300
 DIMENSION : 1200(W) X 480(D) X 1300(H)
 NO OF SHELF : 2
 PACKING DIM :
 I. BOX 1 : 95 X 500 X 1220
 II. BOX 2 : 70 X 500 X 1320
 III. BOX 3 : 100 X 620 X 1320
 WEIGHT / VOL : 47 KG / 0.19 M³

Premium tambour door cupboard range comes with a great range of durable and innovative accessories, designed to help maximise the efficiency of your storage.



PM024

DESC : SHELF DIVIDER
 DIMENSION : 85(W) X 115(D) X 210(H)



PM025

DESC : SHELF 900 WIDE
 DIMENSION : 747(W) X 419(D) X 25(H)

PM026

DESC : SHELF 1200 WIDE
 DIMENSION : 1047(W) X 419(D) X 25(H)



PM029

DESC : DRAWER 900 WIDE
 DIMENSION : 740(W) X 366(D) X 123(H)

PM030

DESC : DRAWER 1200 WIDE
 DIMENSION : 1040(W) X 366(D) X 123(H)



PM027

DESC : DESK TOP 900 WIDE
 DIMENSION : 706(W) X 366(D) X 50(H)

PM028

DESC : DESK TOP 1200 WIDE
 DIMENSION : 1006(W) X 366(D) X 50(H)



PM031

DESC : LATERAL FRAME 900 WIDE
 DIMENSION : 744(W) X 420(D) X 106(H)

PM032

DESC : LATERAL FRAME 1200 WIDE
 DIMENSION : 1044(W) X 420(D) X 106(H)

COLORS



Premium tambour door cupboard is also available in a premium model with Aluminium slats that are not only more rigid and secure than the standard slats, but can be color matched exactly to the body of the unit.



ST025 STOCK
 DESC : 1 COMPARTMENT LOCKER
 DIMENSION : 380(W) X 460(D) X 1830(H)
 PACKING DIM : 80 X 480 X 1850
 WEIGHT / VOL : 23 KG / 0.07 M³



ST027 STOCK
 DESC : 4 COMPARTMENTS LOCKER
 DIMENSION : 380(W) X 460(D) X 1830(H)
 PACKING DIM : 80 X 480 X 1850
 WEIGHT / VOL : 24 KG / 0.07 M³




ST029
 DESC : 800 SERIES WARDROBE
 DIMENSION : 770(W) X 500(D) X 2030(H)
 PACKING DIM : 170 X 500 X 2050
 WEIGHT / VOL : 45 KG / 0.17 M³

COLORS



COLORS



ST026 STOCK
 DESC : 2 COMPARTMENTS LOCKER
 DIMENSION : 380(W) X 460(D) X 1830(H)
 PACKING DIM : 80 X 480 X 1850
 WEIGHT / VOL : 24 KG / 0.07 M³



ST028 STOCK
 DESC : 6 COMPARTMENTS LOCKER
 DIMENSION : 380(W) X 460(D) X 1830(H)
 PACKING DIM : 80 X 480 X 1850
 WEIGHT / VOL : 26 KG / 0.07 M³



ST030
 DESC : 900 SERIES WARDROBE
 DIMENSION : 915(W) X 525(D) X 1815(H)
 PACKING DIM : 190 X 550 X 1850
 WEIGHT / VOL : 52 KG / 0.19 M³

WARDROBE



ST031

DESC : 600 SERIES WARDROBE TYPE A
 DIMENSION : 600(W) X 520(D) X 2100(H)
 PACKING DIM : 170 X 560 X 2140
 WEIGHT / VOL : 44 KG / 0.20 M³


COLORS



ST032

DESC : 600 SERIES WARDROBE TYPE B
 DIMENSION : 600(W) X 600(D) X 1800(H)
 PACKING DIM : 170 X 640 X 1840
 WEIGHT / VOL : 46 KG / 0.20 M³

LIBRARY RACK



ST033

DESC : LIBRARY SINGLE SIDED RACK
 DIMENSION : 930(W) X 290(D) X 1980(H)
 PACKING DIM : 100 X 360 X 2020
 WEIGHT / VOL : 35 KG / 0.07 M³



ST034

DESC : LIBRARY SINGLE SIDED RACK 2 BAYS
 DIMENSION : 1822(W) X 290(D) X 1980(H)
 PACKING DIM : 150 X 360 X 2020
 WEIGHT / VOL : 64 KG / 0.11 M³



ST035


DESC : LIBRARY DOUBLE SIDED RACK
 DIMENSION : 930(W) X 520(D) X 1980(H)
 PACKING DIM : 100 X 560 X 2020
 WEIGHT / VOL : 55 KG / 0.11 M³



ST036

DESC : LIBRARY DOUBLE SIDED RACK 2 BAYS
 DIMENSION : 1822(W) X 520(D) X 1980(H)
 PACKING DIM : 150 X 560 X 2020
 WEIGHT / VOL : 104 KG / 0.17 M³

COLORS



MOBILE COMPACTOR SYSTEM

- HAND PUSH

Eloquently Maximizing Large Workspaces

Eloquently Maximizing Large Workspaces

Specially made for file organization and space efficiency, Wintech Mobile Compactor maximizes the storage capacity of your current space, creates more "people" space, and helps you focus on your important tasks.

INTRODUCTION

The nearly unlimited storage solutions Wintech Mobile Compactor offers will address your specific storage needs.



OTHER ADVANTAGES

Wintech Mobile Compactor	Adjustable Foot Cap	Adjustable Side
Other Mobile Compactors	Wall Plug	Metal Plate



Manual Type

- Platform with adjustable foot caps (no drilling or pre-leveling on the floor is needed)
- Foot cap height adjusts up to 30mm
- Rails are made of 3mm cold rolled steel using laser cut process
- Pre-treatment process which includes deionized water rinse, followed by electrostatic polyester-epoxy powder coating as standard finish
- Industrial wheels – quiet & strong
- Standard in track anti-tilt mechanism

TYPES	SPECIFICATIONS
MATERIAL	Cold Rolled Steel
FINISH	Epoxy Powder Coating
SHELF SIZE	910(W) x 355(D) x 25(H)
WIDTH	980
HEIGHT	2150
NO. OF SHELF	4 pieces per bay
LOADING PER SHELF	40kg UDL
AISLE SIZE	800mm
ANTI TILT MECHANISM	Nylon Guide D40mm
MATERIAL THICKNESS	Base : 1mm, Back Panel : 0.6mm, Rail : 3mm, Platform : 18mm Chipboard, Top Panel : 0.8mm, Side Panel : 0.8mm, Shelf : 0.6mm
RAIL	Made of 3mm Cold Rolled Steel Using Laser Cut Process and with Adjustable Foot Cap
WHEEL	D60mm Bearing with Nylon Coating, Loading : 150kg/ Wheel
MOVEMENT	Left/ Right

FEATURES



Strong & Slick Steel Handle



Adjustable Foot Cap



Smooth Anti-tilt



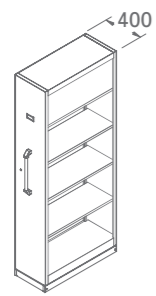
Central Locking System

IDEAL FOR:

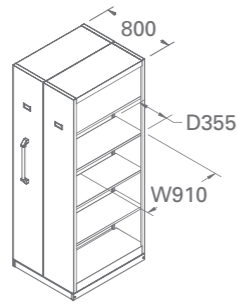
- Office Supplies
- Medical Supplies
- Backroom Inventory
- Sporting Goods
- Law Books
- Media
- Parts
- Tools

TECHNICAL INFORMATIONS

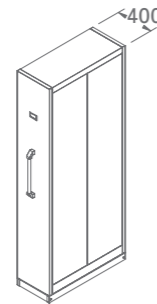
STANDARD BAY TYPES



Single Bay With Lock (BAY A)

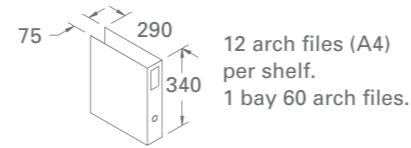
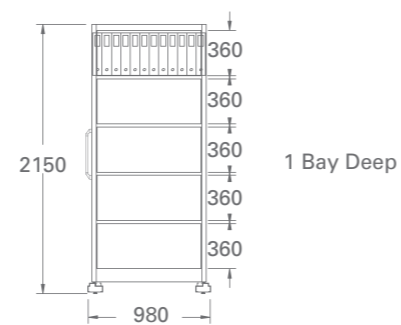


Double bay (BAY B & C)

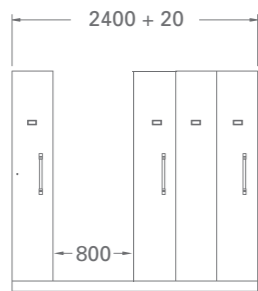


Single bay (BAY B)

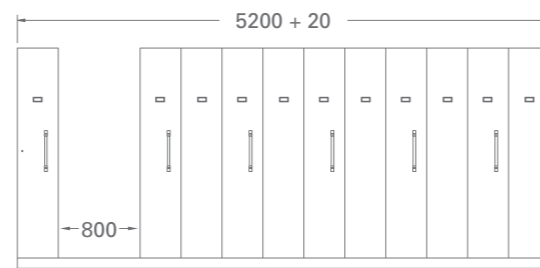
BAY DEEP AND LOAD



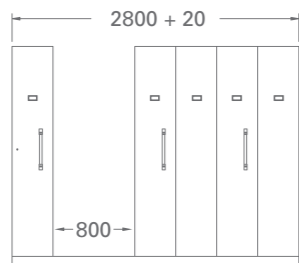
BAY CONFIGURATIONS



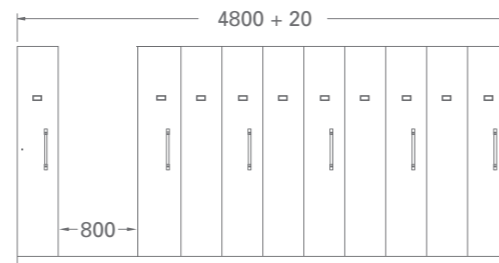
4 BAY



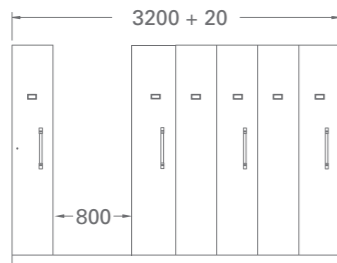
11 BAY



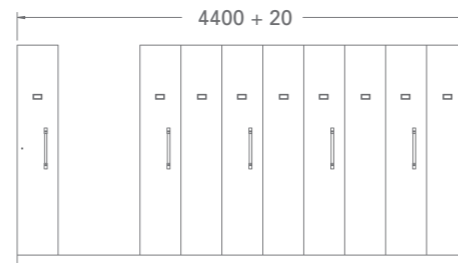
5 BAY



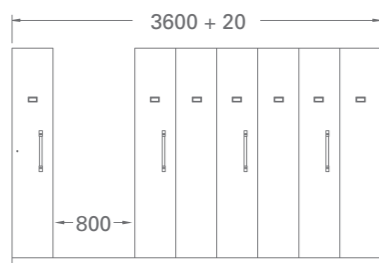
10 BAY



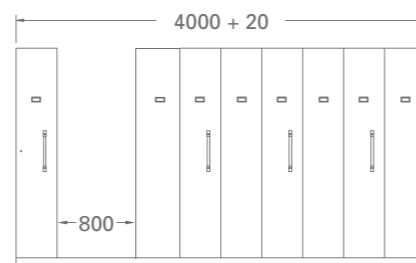
6 BAY



9 BAY



7 BAY



8 BAY

ACCESSORIES



HMC004 **STOCK**

DESC : HMC SHELF
 DIMENSION : 910(W) X 355(D) X 25(H)
 PACKING DIM : 930 X 375 X 40
 WEIGHT / VOL : 2.2 KG / 0.01 M³



HMC005 **STOCK**

DESC : HMC LATERAL FRAME
 DIMENSION : 840(W) X 355(D) X 79(H)
 PACKING DIM : 860 X 375 X 90
 WEIGHT / VOL : 5 KG / 0.03 M³



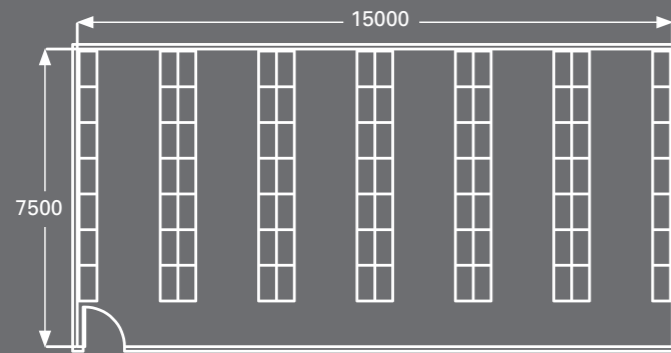
HMC006 **STOCK**

DESC : HMC DRAWER
 DIMENSION : 840(W) X 355(D) X 150(H)
 PACKING DIM : 860 X 375 X 160
 WEIGHT / VOL : 6 KG / 0.05 M³

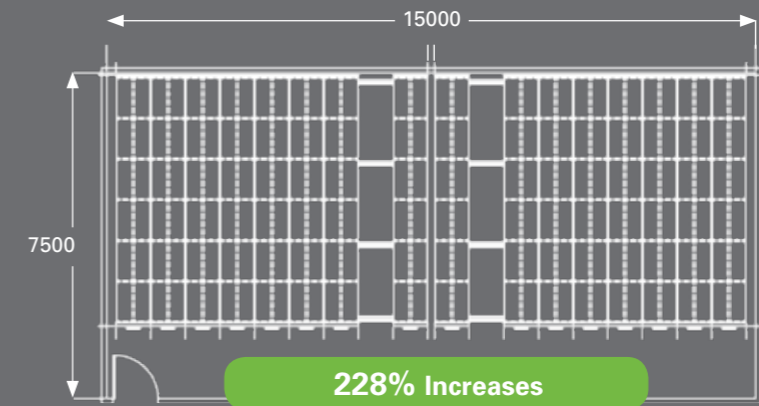


HMC007 **STOCK**

DESC : HMC SWING DOOR
 DIMENSION : 840(W) X 18(D) X 1895(H)
 PACKING DIM : 60 X 450 X 1930
 WEIGHT / VOL : 15 KG / 0.05 M³



228%



228 percent of usage space with 100 percent efficiency!

Optimise your space without expensive remoulding. Because only the access aisle is necessary for sliding shelves, room capacity can be more than doubled in comparison to stationary shelving.

Your Advantages at a Glance:

- Optimal surface-use increases storage capacity to 228%
- Faster and easier access to archive material
- Easy operation with all movable versions:
 - manual, with sliding shelf handle
 - mechanical, with handwheel or automatic rotary reel

MOBILE COMPACTOR SYSTEM

- MECHANICAL

Eloquently Maximizing Large Workspaces

LINING PLATFORM

Design to Perfection

Thanks to our all-encompassing, extensive market research, we build the mobile compactors tailored to 21st century needs.

Our key strengths are:


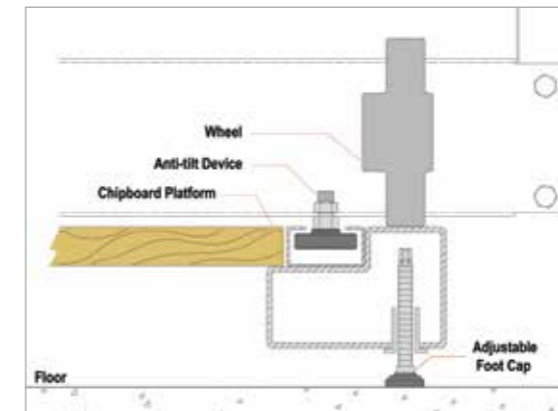
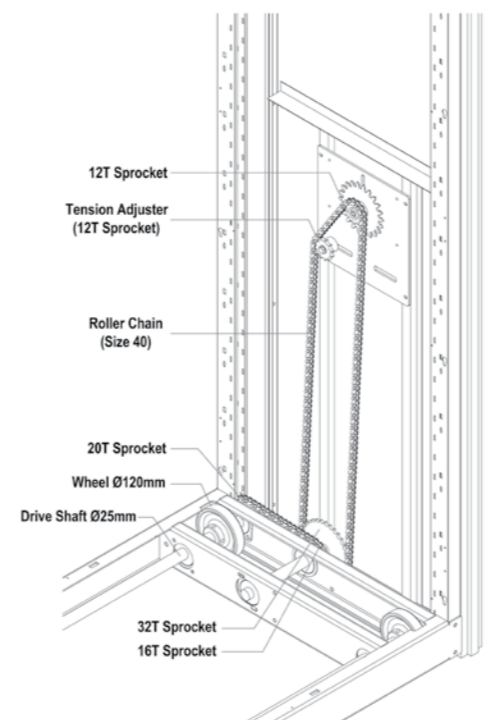
- i. Platform with adjustable foot caps (no drilling or pre-leveling on the floor is needed)
- ii. Easy setup, assembling, leveling, and disassembly

INTRODUCTION

Our mechanical wheel type mobile compactor is designed using different gear ratio so that the cabinet can be moved by generally turning the handwheel. This design minimizes the power to move a large object. Besides, gears and roller chains have been tested for the firmness. This is the reason why we can vouch that our mobile compactor can move much smoother and quieter.



MECHANICAL MOBILE COMPACTOR SYSTEM



Mechanical Type

- Platform with adjustable foot caps (no drilling or pre-leveling on the floor is needed)
- Foot cap height adjusts up to 30mm
- Rails are made of 3mm cold rolled steel using laser cut process
- Pretreatment process including deionized water rinse followed by electrostatic polyester- epoxy powder coating as standard finish
- Industrial wheels - quiet & strong
- Standard in track anti-tilt mechanism
- The built-in safety locks for mechanical type cabinets are designed to safeguard users from being accidentally trapped in aisles
- Heavy duty iron die casting wheels with anti-rust zinc coating
- Close type front panel that avoids dust
- Central lock system

TYPES	SPECIFICATIONS
MATERIAL	Cold Rolled Steel
FINISH	Epoxy Powder Coating
SHELF SIZE	897(W) x 361(D) x 25(H)
NO. OF SHELF	4 pieces per bay
LOADING PER SHELF	70kg UDL
aisle size	780/ 800mm
MATERIAL THICKNESS	Back Panel : 0.7mm, Shelf : 0.7mm, Side Panel : 0.7mm, Base Frame : 2mm, Post : 1.5mm, Top Panel : 1.0mm, Front Panel : 0.8/ 1.0mm
RAIL WITH PLATFORM	Rail : 3mm Cold Rolled Steel with Laser Cut Process/ Complete with Adjustable Foot Cap, Platform : 18mm Chipboard
POST	C-Channel Post with Slots in 25mm increment
ANTI TILT MECHANISM	Nylon Guide D40mm
WHEEL	Iron Die Casting with Anti-rust Zinc Coating, Loading : 1000kg/ Wheel

FEATURES



Safety Lock



Adjustable Foot Cap



Smooth Anti-tilt



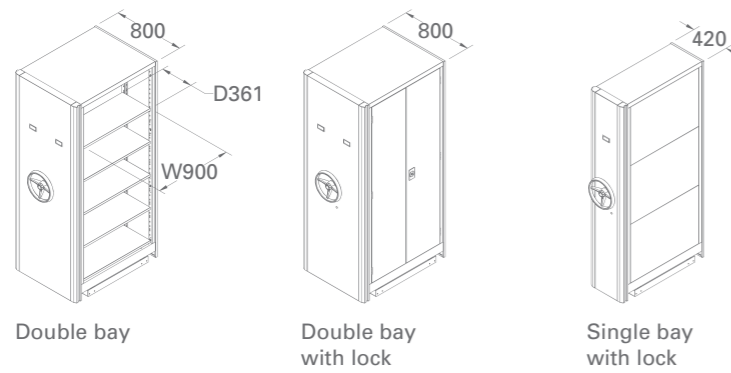
Central Lock

IDEAL FOR:

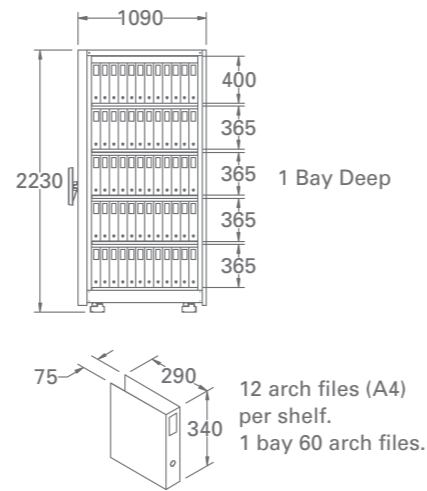
- Office Supplies
- Medical Supplies
- Backroom Inventory
- Sporting Goods
- Law Books
- Media
- Parts
- Tools

TECHNICAL INFORMATIONS

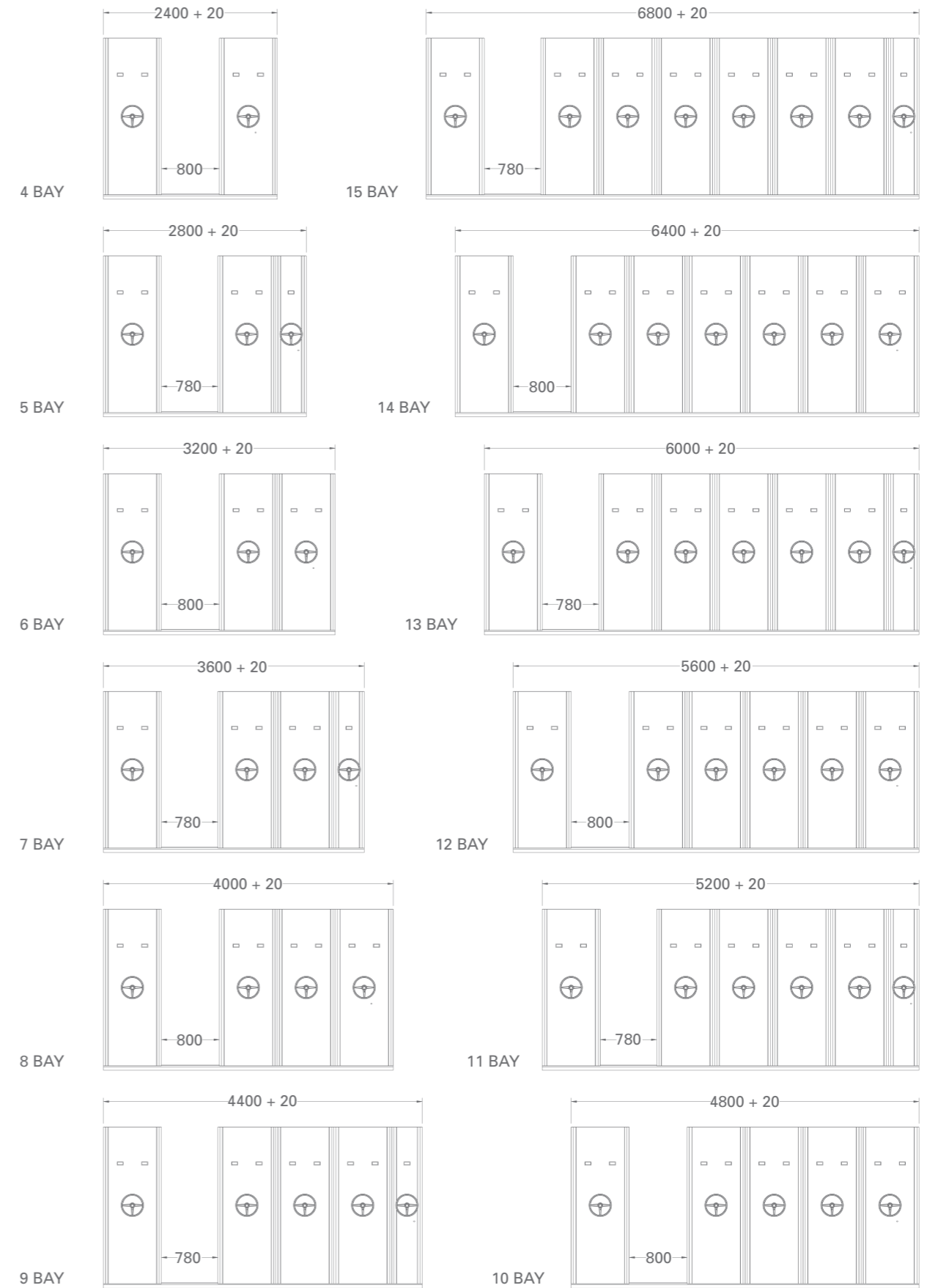
STANDARD BAY TYPES



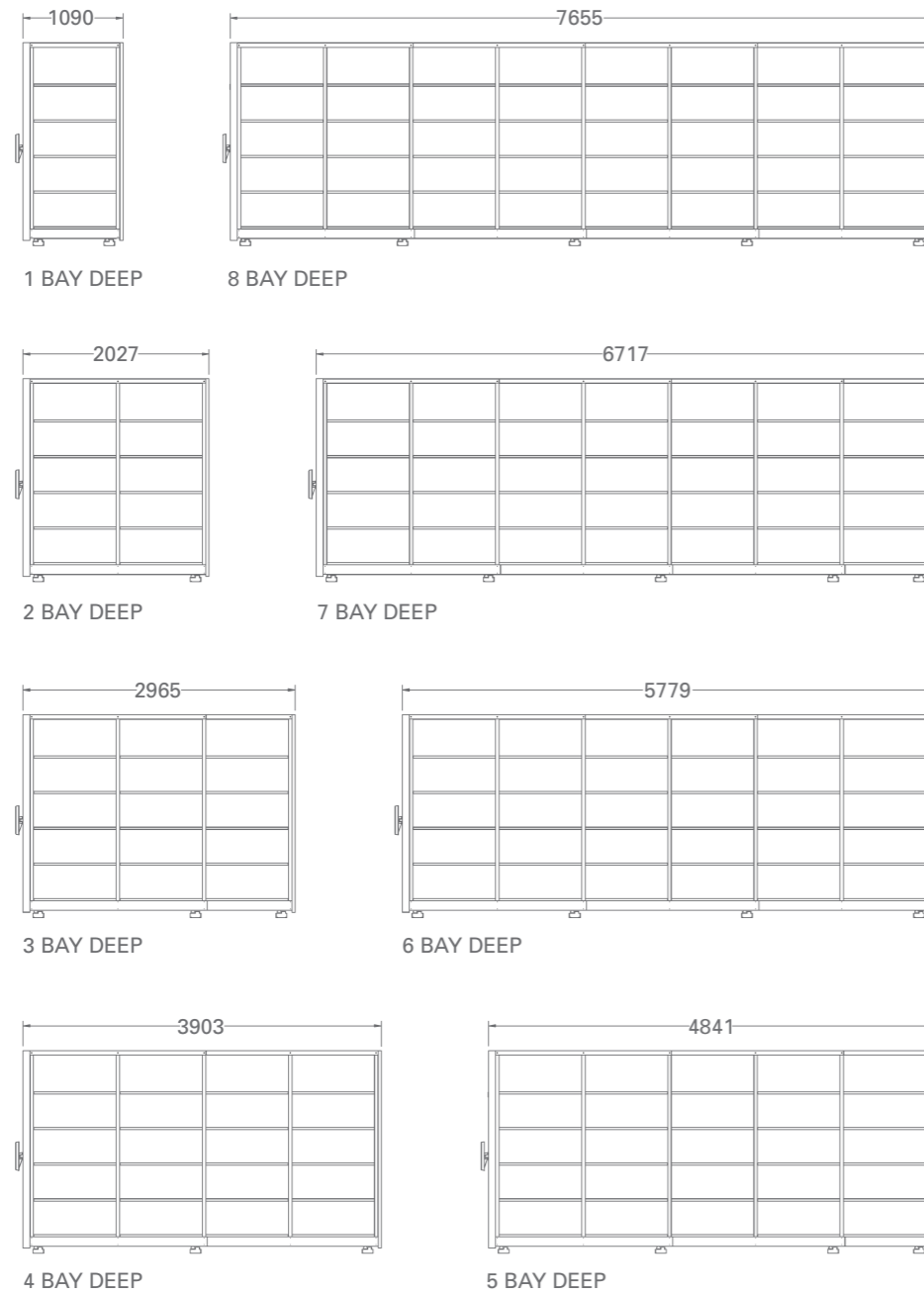
BAY LOAD



BAY CONFIGURATIONS



BAY DEEP CONFIGURATIONS




STOCK

ACCESSORIES



MMC001 STOCK
 DESC : MMC DESK TOP
 DIMENSION : 852(W) X 360(D) X 37(H)
 PACKING DIM : 872 X 380 X 47
 WEIGHT / VOL : 4 KG / 0.02 M³




MMC002 STOCK
 DESC : MMC LATERALFRAME
 DIMENSION : 895(W) X 360(D) X 97(H)
 PACKING DIM : 915 X 380 X 117
 WEIGHT / VOL : 5 KG / 0.04 M³



MMC003 STOCK
 DESC : MMC SHELF
 DIMENSION : 897(W) X 361(D) X 25(H)
 PACKING DIM : 910 X 380 X 40
 WEIGHT / VOL : 2.2 KG / 0.01 M³



MMC004 STOCK
 DESC : MMC CLOTH HANGING ROD
 DIMENSION : 870(W) X 333(D) X 70(H)
 PACKING DIM : 890 X 90 X 90
 WEIGHT / VOL : 1.5 KG / 0.01 M³




MMC005 STOCK
 DESC : MMC DRAWER
 DIMENSION : 875(W) X 360(D) X 150(H)
 PACKING DIM : 895 X 380 X 170
 WEIGHT / VOL : 6 KG / 0.07 M³




MMC006 STOCK
 DESC : MMC SWING DOOR
 DIMENSION : 895(W) X 20(D) X 1985(H)
 PACKING DIM : 70 X 500 X 2000
 WEIGHT / VOL : 15 KG / 0.07 M³



COMPACTOR TEST REPORT





FURNITURE TESTING LABORATORY (FTL)
(MAKMAL UJIAN PERABOT)
FOREST RESEARCH INSTITUTE MALAYSIA (FRIM)
52109 KEPONG
SELANGOR DARUL EHSAN, MALAYSIA.
TEL: 03-62797381/83/85/86 FAX: 03-62804615
EMAIL: frim@frim.gov.my




ACCREDITATION FIRA 001

TEST REPORT

JOB NO: FRIM/FTL 105/8/10	DATE OF REPORT: 04/10/2010				
TEST ITEM RECEIVED: 26/08/2010					
COMPANY: WINTECH METAL PROCESSING SDN BHD ADDRESS: LOT 5172, BALAKONG JAYA LIGHT INDUSTRI, SERI KEMBANGAN, SELANGOR.	CONTACT PERSON: VINCENT CHOONG TEL : 03-8961 6671 FAX : 03-8961 2421 E-MAIL: Vincent@wintech.com.my				
POSTCODE: 43300					
ITEM/PRODUCT : MOBILE COMPACTOR MECHANICAL MODEL : MCM4B2C QUANTITY : ONE DESCRIPTION OF ITEM: REFER PHOTO 1 AT PAGE 5	TYPE OF FURNITURE: 1. KNOCKED-DOWN <input type="checkbox"/> 2. FULLY ASSEMBLED <input checked="" type="checkbox"/> <table border="1" style="width: 100%; border-collapse: collapse;"> <tr> <td style="width: 50%;">PROTOTYPE</td> <td style="width: 50%;">PRODUCTION SAMPLE</td> </tr> <tr> <td></td> <td style="text-align: center;">✓</td> </tr> </table>	PROTOTYPE	PRODUCTION SAMPLE		✓
PROTOTYPE	PRODUCTION SAMPLE				
	✓				
TEST REQUIREMENTS: <ol style="list-style-type: none"> BS 4875-7: 2006 (Domestic and Contract Storage Furniture – Performance Requirements) BS 4875-8: 1998 (Methods for Determination of Stability of Non-Domestic Storage Furniture) 					
CONFORMANCE TO TEST REQUIREMENTS: Sample 'MOBILE COMPACTOR MECHANICAL' model MCM4B2C (refers as a FRIM/FTL 105/8/10) has been tested and successfully satisfied the requirements of BS 4875-7: 2006: Domestic and Contract Storage Furniture – Performance Requirements for test level 3 and BS 4875-8: 1998: Methods for Determination of Stability of Non-Domestic Storage Furniture.					
APPROVED SIGNATORY: <div style="text-align: center;">  (MOHD ARSHAD SARU) Technical Manager </div>					
Job number: FRIM/FTL 105/8/10	Page 3 of 5				



FURNITURE TESTING LABORATORY (FTL)
(MAKMAL UJIAN PERABOT)
FOREST RESEARCH INSTITUTE MALAYSIA (FRIM)
52109 KEPONG
SELANGOR DARUL EHSAN, MALAYSIA.
TEL: 03-62797381/83/85/86 FAX: 03-62804615
EMAIL: frim@frim.gov.my





ACCREDITATION FIRA 001

DATE OF TEST	START : 02/09/2010 END : 25/09/2010		
AVERAGE MOISTURE CONTENT	BEFORE TEST : Not available AFTER TEST : Not available		
AVERAGE TEMPERATURE DURING TESTING	: 22.0° C		
INITIAL INSPECTION	: NO DEFECT(S) FOUND		
BS 4875-7: 2006 Domestic and Contract Storage Furniture – Performance Requirements Test level 3			
CLAUSE	TEST DESCRIPTION	LOAD/FORCE/CYCLE	RESULT
6.1.3	Deflection of Shelves	Load: 40.1 kg, 1 hour	PASS
6.1.4	Strength of Shelf Supports	Load: 20.0 kg, 10 times	PASS
6.2.1	Sustained Load Test for Bottoms	Load: 40.1 kg, 1 hour	PASS
6.2.2	Static Load Test for Bottoms	Force: 750 N , 10 times	PASS
6.4.1	Test for Structure and Underframe	Force: 300 N , 10 times	PASS
BS 4875-8: 1998 Methods for Determination of Stability of Non-Domestic Storage Furniture			
CLAUSE	TEST DESCRIPTION	LOAD/FORCE/CYCLE	RESULT/OBSERVATION
7.3.5	Horizontal Stability	Force: 200 N	PASS
7.3.6	Impact Test	Height of impact: 40mm	PASS


* Test carried out and reported are those relevant to the article submitted for test.

NOTE:
Tests carried out according to the requirements of current standards are intended to demonstrate the ability of the item to give satisfactory services in its intended environment. It should be understood that such tests do not ensure that structural failure will not eventually occur as a result of habitual misuse or after an excessive long period of services.

TESTED BY:


- ZAWAWI KASSIM (DTM1) : 
- ABDUL MUAZ SAGIMIN (TA2) : 

CHECKED BY:


SITI ZALIHA BT. ALI
(Technical Manager II)

Job number: **FRIM/FTL 105/8/10**

Page 4 of 5



WINTECH®

PRODUCT RANGE



PHONE BOOTH

ALPHA QUỐC TẾ - FURNITURE

Cung cấp và lắp đặt các sản phẩm chính hãng của Wintech Malaysia
Hotline: +84. 091 611 3838 - Website: www.alphaquoccte.vn - Email: info@alphaquoccte.vn

PRODUCT RANGE

PHONE BOOTH CỦA WINTECH MALAYSIA



**HOTLINE: +84.091.611.3838
TẠI VIỆT NAM**

WINTECH

ALPHA QUỐC TẾ - FURNITURE

Cung cấp và lắp đặt các sản phẩm chính hãng của Wintech Malaysia

Hotline: +84. 091 611 3838 - Website: www.alphaquocte.vn - Email: info@alphaquocte.vn

THE ADVANTAGES



HIGH ACOUSTIC RATING

Beautifully designed and using carefully selected materials with best absorption and isolation performance. TUV - 32 DB / NIC



EASY TO ASSEMBLE

Flat packed & can be up and running in 1.5 hours



HIGHEST QUALITY

Sophisticated automation machinery ensures consistency of quality, while robust construction using galvanised materials creates the finest quality.



RETRACTABLE & PORTABLE

It is designed to be easily dismantled, moved, and reinstalled. Integrated ball bearing to roll around allows ease of mobility in any space.



ENERGY EFFICIENT

Sensor-based on-off switch with external light in-use function and ventilation fan. To ensure the electricity consumption is as low as possible.



COMFORTABLE AND BREATHABLE

Work comfortably in a well-ventilated space with great acoustic properties.

WINTECH®

ALPHA QUỐC TẾ - FURNITURE

Cung cấp và lắp đặt các sản phẩm chính hãng của Wintech Malaysia
Hotline: +84. 091 611 3838 - Website: www.alphaquocite.vn - Email: info@alphaquocite.vn





WINT



S POD

FIXED AND FOCUSED

The S POD is a single person private space suitable for uninterrupted work and making important calls. This quiet and comfortable workspace can increase employee productivity, especially in an open-concept office.



WINTECH®

